



EQUITON®

We see what others don't.

BENEFITS OF ALTERNATIVE INVESTMENTS

2024



GUIDE HIGHLIGHTS

- Alternative investments can provide diversification and are often less volatile, making them a vital part of a modern investment portfolio.
- Private multi-residential properties, a type of alternative investment, in particular have several key advantages over traditional investments⁹:
 - o They can achieve comparable total returns with less volatility
 - o They can provide better downside protection
 - o They are a proven hedge against inflation
 - o They are tax efficient





BENEFITS OF **ALTERNATIVE INVESTMENTS**

What are Alternative Investments?

Simply put, alternative investments are financial assets that don't fit into conventional investment categories. They can include private equity or venture capital, hedge funds, commodities, and real estate.

As investors continue to grow increasingly wary of the constant volatility in the traditional public markets, they are beginning to look for alternative ways to generate stable income, preserve their capital, protect against market volatility, and achieve an attractive total return.

Many investors are realizing that simply spreading their stock holdings across more geographic regions or sectors is not really providing them with the diversification and true protection that they seek.

When things go wrong (and that seems to be happening more and more), the selloff in public equities is sharp and basically indiscriminate, meaning the vast majority of publicly traded stocks take a beating.

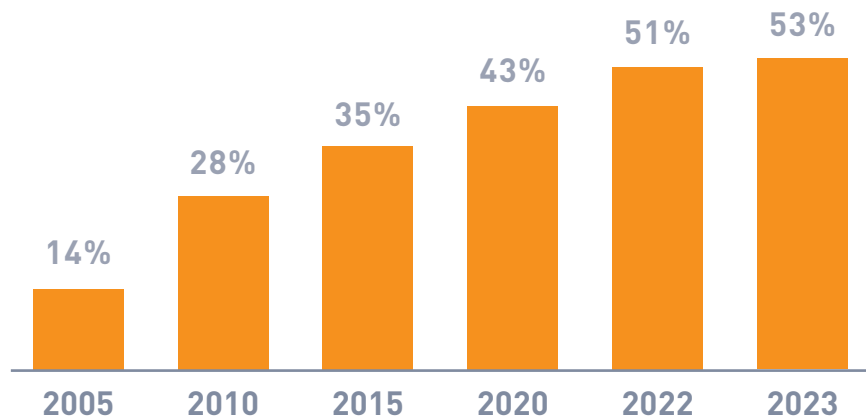
One area that investment professionals have looked to for insight into how to better protect their clients has been the leading pension plans and endowment funds.

After enduring numerous stock market roller coasters, pension plans and endowment funds found it was becoming harder to match their very predictable payout streams with the income streams being generated from their traditional investments. They began to look for ways to significantly reduce the volatility of their investments, in order to ensure they could increase their ability to meet their future payout commitments.

Over the last 20 years, CPP, OMERS, OTPP, CalPERS, Yale Endowment, and Harvard Endowment have all substantially increased their relative holdings in real estate and other alternatives in order to reduce the overall volatility and increase the returns of their investment portfolios.

Below you can see the dramatic increase in alternative investments in the seven largest pension plans in Canada, which together manage more than C\$1.7 trillion.

Percentage of Assets which Canada's Largest Pension Plans have in Alternative Investments



SOURCE:

Annual Reports for Canada Pension Plan Investment Board, Caisse de dépôt et placement du Québec, Ontario Teachers' Pension Plan Board, British Columbia Investment Management Corporation, Public Sector Pension Investment Board, Ontario Municipal Employees Retirement System, Alberta Investment Management Corp

This trend has slowly been trickling down to high-net-worth investors, who have realized that alternatives are an important part of a modern investment portfolio.

Alternative investments should be included in investment portfolios because they provide real diversification benefits, enhanced returns, generate income, reduce volatility or, in some cases, can do all the above.

Private real estate, such as multi-residential properties, is a proven class of alternatives.

They offer investors a unique investment opportunity and have the potential to create returns through three sources:

1. Consistent cash flows from operations;
2. Increases in equity from mortgage principal repayment (in a sense, the tenants buy the building for you); and
3. Potential increases in property value over time.

We believe there are four key advantages that private multi-residential properties have over traditional investments⁹:

- Comparable Total Returns with Less Volatility;
- Better Downside Protection;
- Proven Inflation Hedge; and
- More Tax Efficient.

On the following pages, we will explore these advantages more closely.

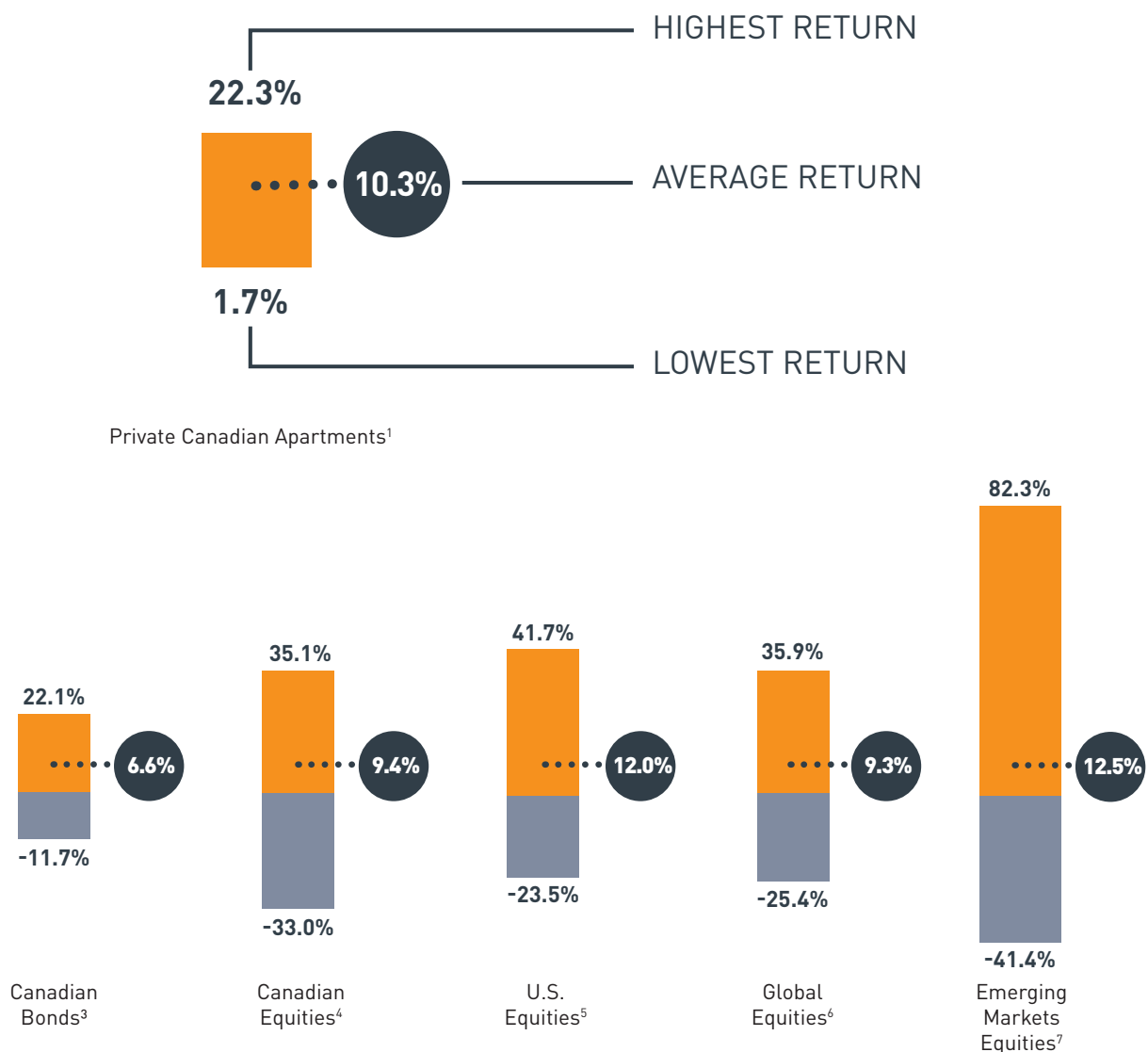
ADVANTAGE #1:

Comparable Total Returns with Less Volatility

The performance of multi-residential properties can be analyzed by reviewing the Private Canadian Apartments¹ index. Over the past 30+ years, Private Canadian Apartments have not only outperformed Canadian Bonds³ and Canadian Equities⁴ by 45% and 5%, respectively; they have never had a year in which their annual return was negative.

The lowest annual return for Private Canadian Apartments was a positive 1.7%, while the lowest annual return for Canadian Equities was negative 33%.

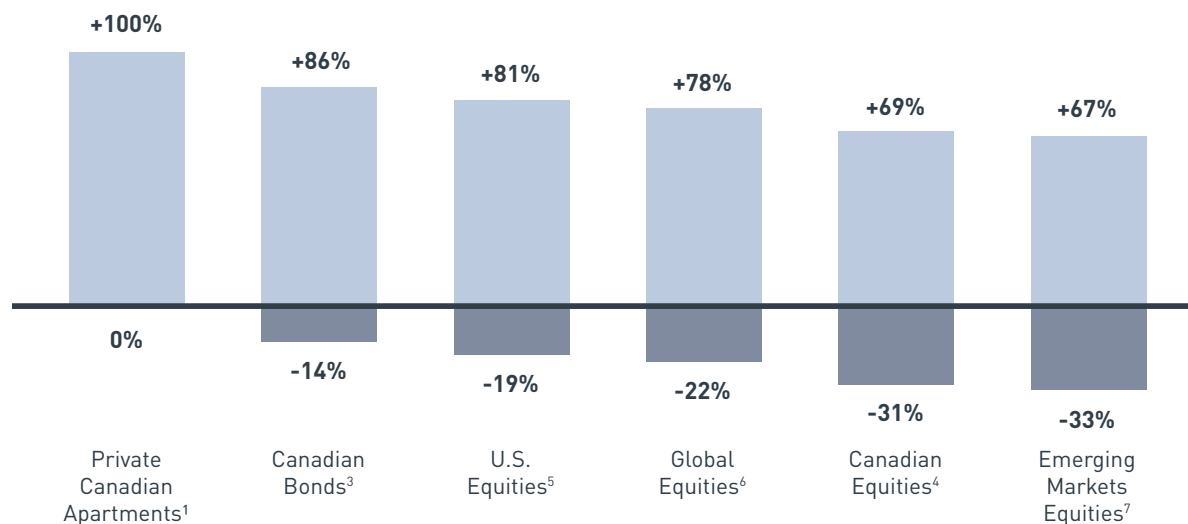
Asset Class Annual Total Returns 1988-2023



ADVANTAGE #2: Better Downside Protection

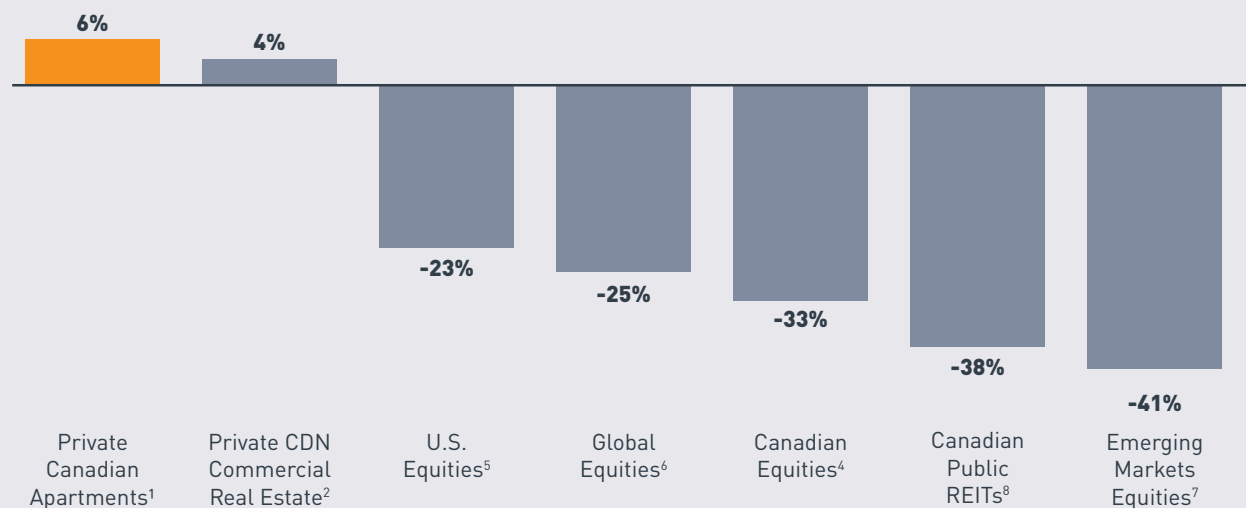
Over the last 30+ years, Private Canadian Apartments have provided investors with significant downside protection. Over this period, Private Canadian Apartments have never had a negative annual return, while in contrast, all major equity markets (and even Canadian Bonds) have had numerous negative annual returns.

Percentage of Years with Positive/Negative Annual Returns 1988-2023



During the Financial Crisis of 2008, the single worst year in global investing since the early 1930s, Private Canadian Apartments posted a **positive return of roughly 6%**.

Total Returns 2008



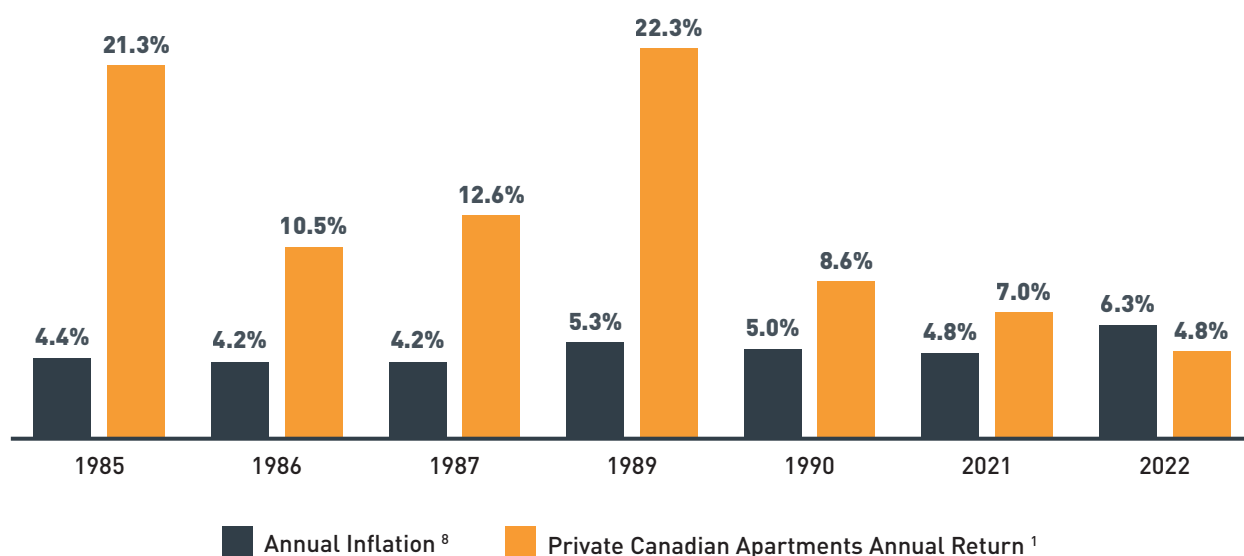


ADVANTAGE #3: Proven Inflation Hedge

Over the last 40 years, Private Canadian Apartments have provided positive annual real returns during periods in which inflation (as measured by the annual change in the Consumer Price Index) was over 4%. In all but one case Private Canadian Apartments provided returns that were meaningfully higher than inflation.

While the relationship between real estate and inflation should not be the primary factor for investment in real estate, it is a component worth considering within the context of the benefits of diversification to a multi-asset portfolio.

Annual Performance of Private Canadian Apartments in High Inflation Years



ADVANTAGE #4: More Tax Efficient

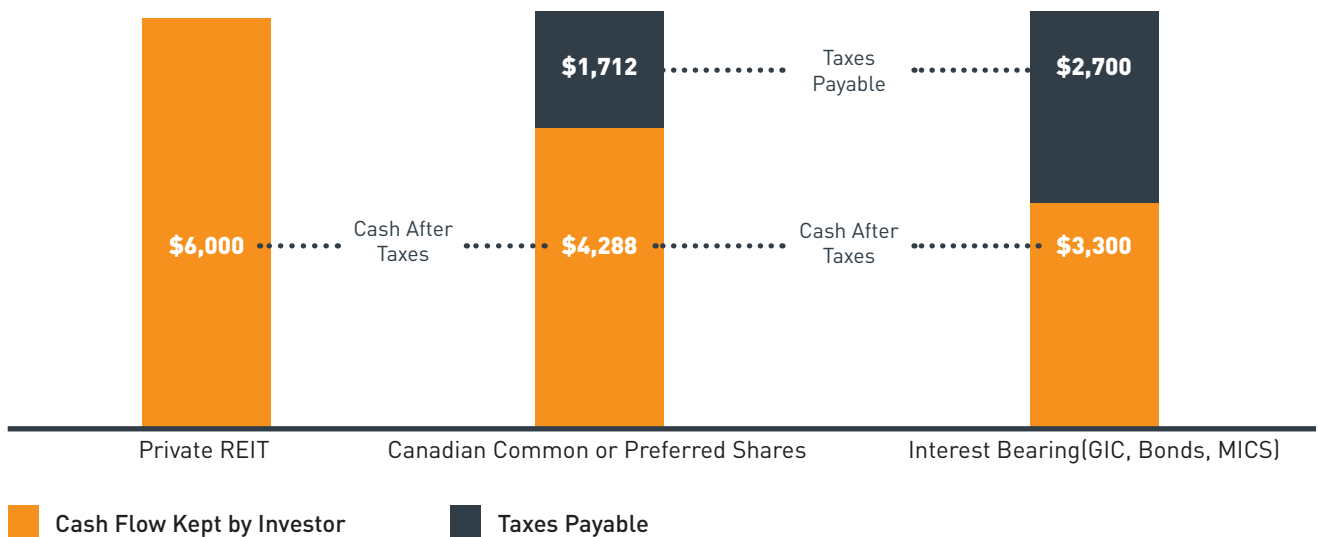
Although dividends received from common/preferred shares are relatively more tax efficient than interest income, both may be significantly less tax efficient than distributions received from a Private Real Estate Investment Trust (REIT).

Compare the tax consequences of investing \$100,000 for five years in a common/preferred share with a 6% dividend, an interest paying security yielding 6%, and an investment in a Private REIT with a 6% distribution.

Higher after-tax cash flow: Although all three investments would provide the investor with \$6,000 in **pre-tax** annual cash flows, the dividends received and the interest income earned at a 45% tax rate would be subject to \$1,712 and \$2,700 in taxes each year, respectively.

By contrast, the private REIT investor may not be required to pay any taxes in the current year, and may be able to defer paying any tax until the investment is sold.

Annual Cash Flow and Taxes



NOTES:

A: Assuming the REIT is 100% tax efficient, with all distributions paid by the REIT are classified as Return of Capital; that there is no capital appreciation in the shares of the REIT; and that at disposition the capital gain associated with the REIT is taxed at 45%.

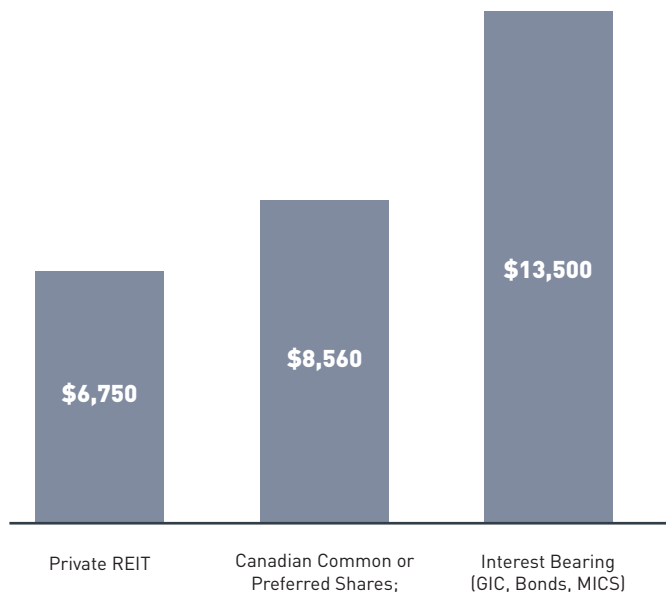
B: Dividends are treated as eligible Canadian dividends taxed at a 45% marginal tax rate. There is no capital appreciation in the preferred shares.

C: Interest income is taxed at a 45% marginal tax rate.

Pay Less Total Taxes

Total taxes paid over five years on the dividend and interest income would be \$8,560 and \$13,500, respectively. On the private REIT, taxes would only be \$6,750, and could potentially be deferred until the investment is sold.

Total Taxes Paid Over a 5-Year Holding Period



NOTES:

A: Assuming the REIT is 100% tax efficient, with all distributions paid by the REIT are classified as Return of Capital; that there is no capital appreciation in the shares of the REIT; and that at disposition the capital gain associated with the REIT is taxed at 45%.

B: Dividends are treated as eligible Canadian dividends taxed at a 45% marginal tax rate. There is no capital appreciation in the preferred shares.

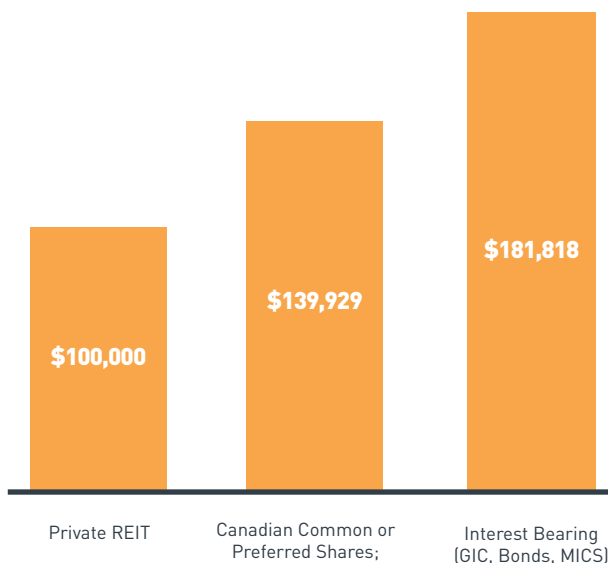
C: Interest income is taxed at a 45% marginal tax rate.



Tie Up Less Capital

From an after-tax perspective, an investor would have to invest over \$181,818 in a 6% interest bearing security, or \$139,929 in a 6% preferred/common share, to generate the same \$500 a month after-tax income stream as an investor who had invested \$100,000 in a private REIT with a 6% yield. By using a private REIT to generate your required cash flow, you could free up a substantial amount of capital to be invested elsewhere, thereby potentially increasing the overall returns of your portfolio.

Investment Required to Generate a \$500 Monthly Income Stream After Taxes



NOTES:

A: Assuming the REIT is 100% tax efficient, with all distributions paid by the REIT are classified as Return of Capital; that there is no capital appreciation in the shares of the REIT; and that at disposition the capital gain associated with the REIT is taxed at 45%.

B: Dividends are treated as eligible Canadian dividends taxed at a 45% marginal tax rate. There is no capital appreciation in the preferred shares.

C: Interest income is taxed at a 45% marginal tax rate.



Why Settle for the Ordinary?

You deserve to augment your portfolio with investments that can:

- 1 Achieve Comparable Total Returns;**
- 2 Preserve Capital;**
- 3 Protect Against Market Volatility;**
- 4 Hedge Against Inflation; and**
- 5 Generate Tax Efficient Income.**

All Canadians can now access the benefits of alternatives and Private Canadian Apartments through the Equiton Residential Income Fund Trust (Apartment Fund). Through the Apartment Fund you can receive the yield from rental income and participate in the growth of the underlying properties without the hassles associated with becoming a landlord.



EQUITON[®]

Contact us today to learn more about how alternative investments can benefit you.

[**Contact us**](#)

1111 International Blvd., Suite 500, Burlington, ON L7L 6W1
www.equiton.com | inquiries@equiton.com | 905-635-1381

SOURCES

- 1) *Private Canadian Apartments* = MSCI/REALPAC Canada Quarterly Property Fund Index- Residential / MSCI Real Estate Analytics Portal
- 2) *Canadian Commercial Real Estate* = MSCI/REALPAC Canada Quarterly Property Fund Index - All Properties / MSCI Real Estate Analytics Portal
- 3) *Canadian Bonds* = FTSE Canadian Universe Bond Index / www.blackrock.com/ca
- 4) *Canadian Equities* = S&P/TSX Composite Total Return Index / Bloomberg
- 5) *U.S. Equities* = MSCI US Index / Bloomberg
- 6) *Global Equities* = MSCI World Index / MSCI Inc.
- 7) *Emerging Market Equities* = MSCI Emerging Market Index / MSCI Inc.
- 8) *Annual Inflation* - Statistics Canada series id=V41690973 - Accessed January 30, 2023
- 9) *Traditional investments* = Canadian Bonds³, Canadian Equities⁴, US Equities⁵, Global Equities⁶ and Emerging Market Equities⁷

DISCLAIMER

This guide does not constitute an offer to sell or a solicitation to buy any securities, nor shall it form the basis of, or be relied on in connection with, or act as an inducement to enter into, any contract or commitment whatsoever. People who are considering making an investment in a specific securities offering are reminded that they must not make any decision on the basis of information contained in this guide but, rather, only on the confidential offering memorandum relating to that particular securities offering. Past performance is not an indicator of future performance.



EQUITON®

| We see what others don't.